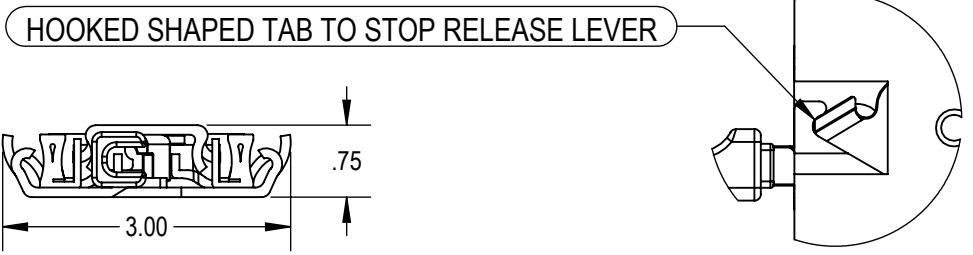
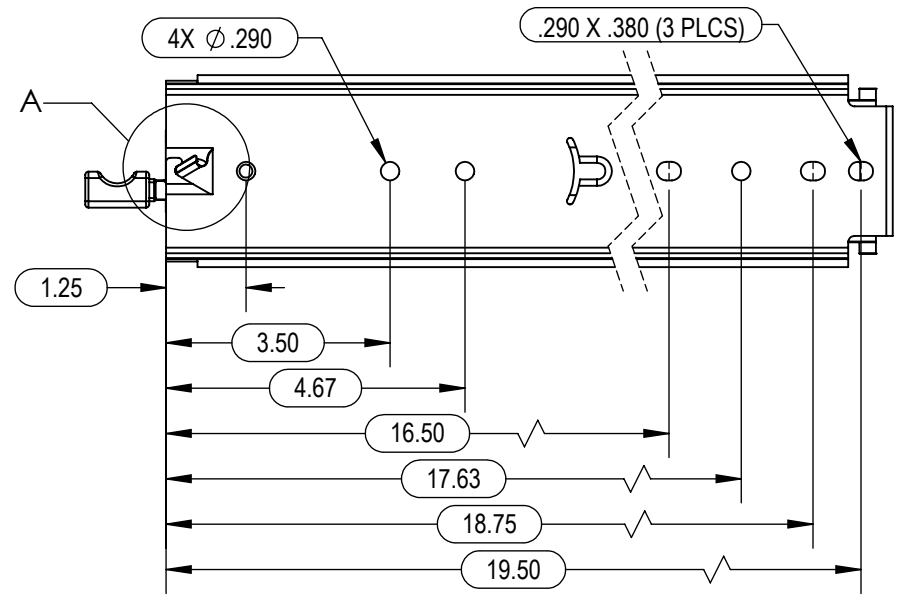
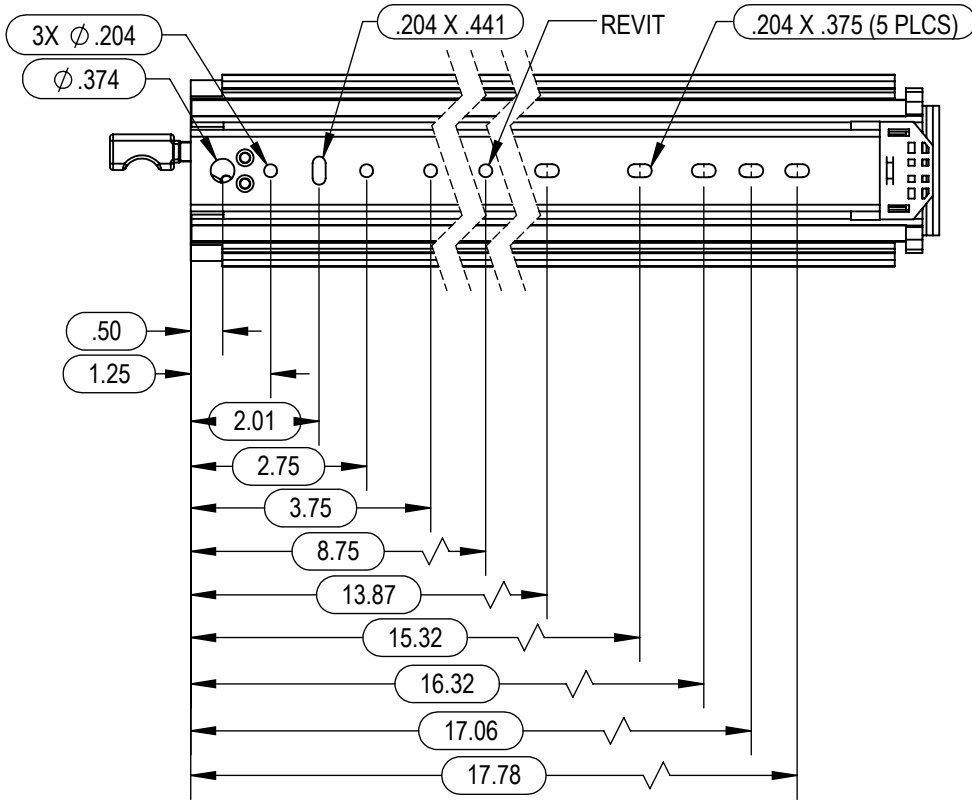


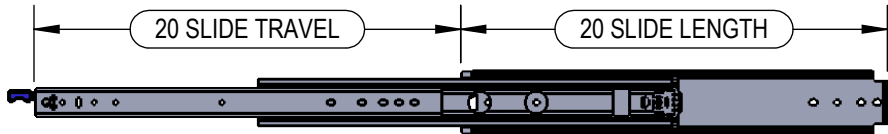
6 5 4 3 2 1



DETAIL A  
 SCALE 2 : 3

RECOMMENDED  
 INNER SLIDE MEMBER:  
 #10 MACHINE OR WOOD PAN HEAD SCREW FOR ALL THRU HOLES AND SLOTTED THRU HOLES

OUTER SLIDE MEMBER:  
 1/4 HEX BOLT, #14 PAN HEAD WOOD SCREW FOR ALL THRU HOLES AND SLOTTED THRU HOLES



- NOTES:  
 1) DO NOT SCALE DRAWING.  
 2) REMOVE ALL BURRS, NO SHARP EDGES.  
 3) MUST NOT HAVE SCRATCHES, DINGS, OR DENTS.  
 4) PART TO BE FREE FROM SURFACE IMPERFECTIONS OTHER THAN SURFACE FINISH REQUIREMENTS.  
 5) CRITICAL DIMENSIONS ARE INDICATED BY:  $\phi$

DEPT.	NAME	DATE
SALES		
ENG		